

# NUMBERS AND LETTERS IN ART

***Please click on a link to go to the relevant section:***

[Numbers and letters in art – challenge 1](#)

[Numbers and letters in art – challenge 2](#)

[Numbers and letters in art – challenge 3](#)

[Examples of art from numbers](#)

[Examples of art from letters](#)

[Template – digits](#)

[Template – lower case letters](#)

[Template – upper case letters](#)

[Template blank grid](#)

***Have fun!***


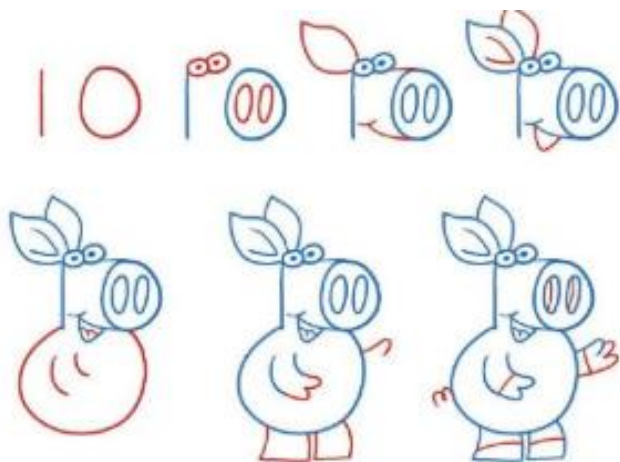
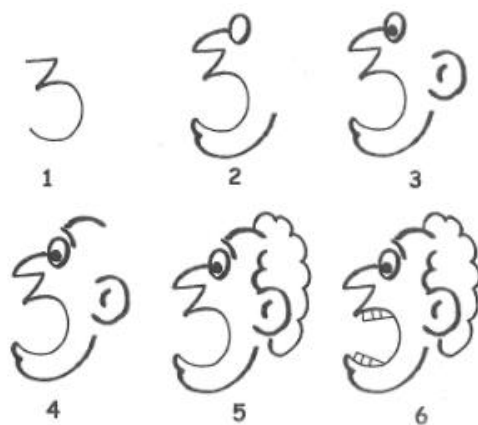

# NUMBERS AND LETTERS IN ART

## CHALLENGE 1

1. Start by writing a letter (upper or lower case) or number on a piece of blank paper or card. You can write your own or use the templates provided – make sure that you have enough space to draw around your chosen letter or number!
2. Use your imagination to draw around the letter or number to create an animal or object, for example:



3. Have a go at drawing step by step instructions for someone else to re-create your artwork. Here are some ideas to get you started (there are lots more in the additional examples provided) – have fun!




# NUMBERS AND LETTERS IN ART

## CHALLENGE 2

1. Start by writing your name or today's short date on a piece of blank paper or card. Make sure that you have enough space to draw around your letters or numbers!
2. Use your imagination to create a collection of animals or objects for your name or date – can you develop a theme, for example all zoo animals or all items found in a garden? Here are some sea life examples to give you an idea:



3. Have a go at designing a full set of letters of the alphabet (capital or lower case) and digits (0 to 9) so that you or a friend could use these – for example, to write a party invitation.






# NUMBERS AND LETTERS IN ART

## CHALLENGE 3

1. Start off with a drawing or image and look for the shapes of hidden letters or numbers – remember to rotate the image or look from a different perspective to find more.




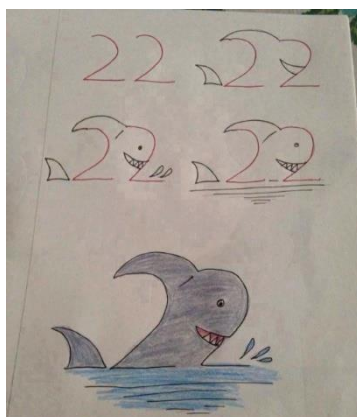
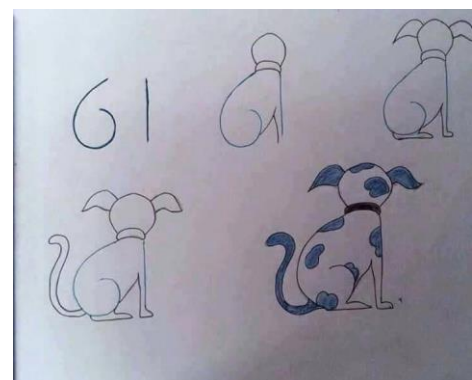
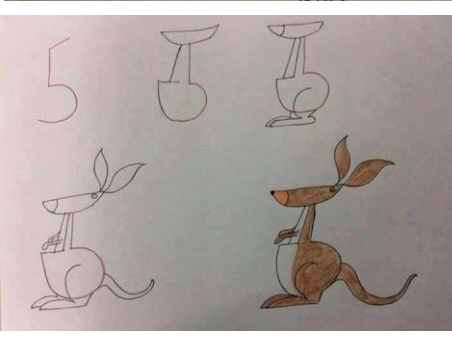



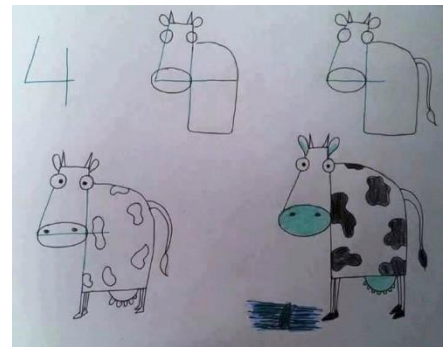

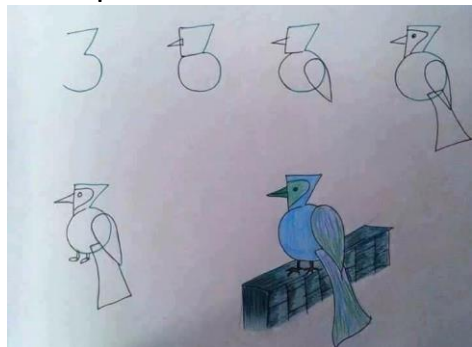
2. Use your imagination to zoom in on focus areas – either draw them or use an electronic camera device to edit where the hidden letters and numbers are. Can you see more than one letter or number in the same image?



3. Letters and numbers are everywhere! Have a go at producing a piece of artwork for your bedroom, home or as a gift by putting together photographs taken around your home, garden or neighbourhood.



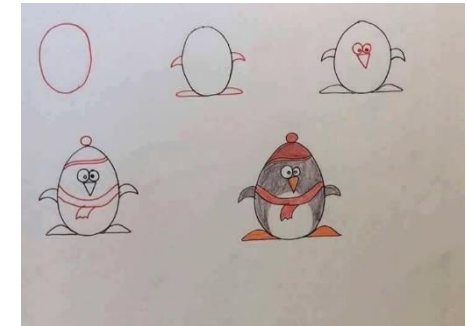
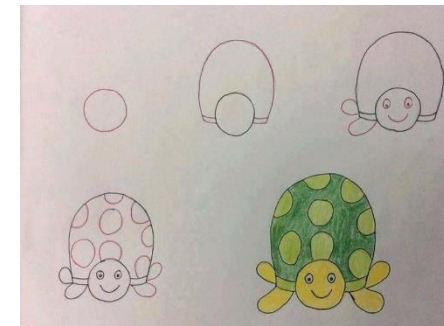



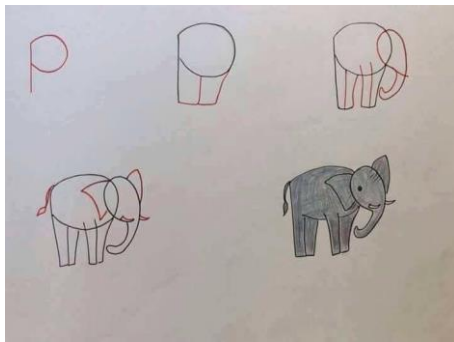

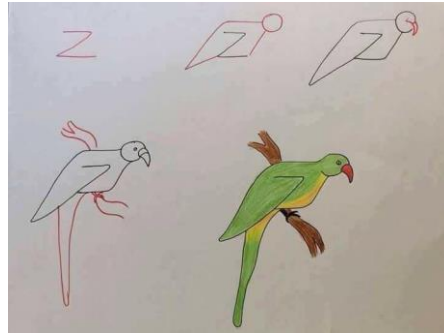
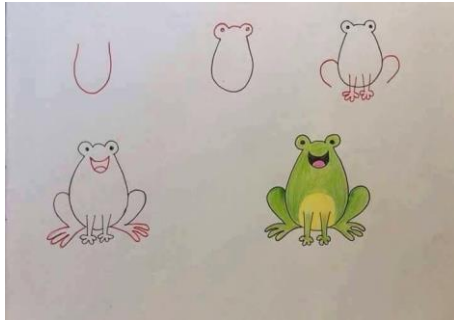





## Examples of Art from Numbers





## Examples of Art from Letters



0		
1		
2		
3		
4		

5		
6		
7		
8		
9		



a

b

c

d

e

f

g

h

i

j

k

l

m

n

o

p

q

r

s

t

u

v

w

x

y

z

Template: upper case letters

A

B

C

D

E

F

G

H

I

J

K

L

M

N

O



P

Q

R

S

T

U

V

W

X

Y

Z

Template: blank grid

